







HPS50/100/150-US-220Y(D)

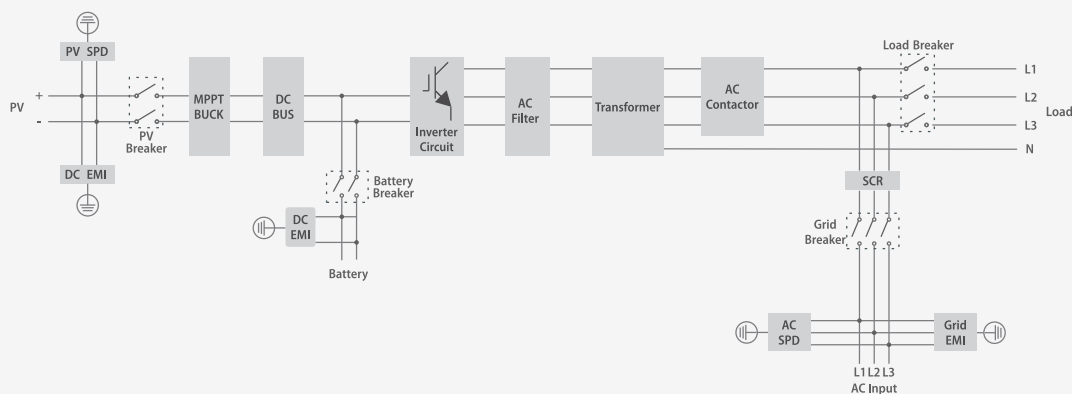
Large capacity all-in-one hybrid inverter for commercial application, supporting up to 600kW system capacity, complied with American standard.

Features

-  All-in-one hybrid inverter
-  Seamless on/off grid transfer within 10 ms
-  Programmable working mode
-  Support remote control of DG
-  Touchscreen LCD
-  Max. 8 units in parallel for on&off grid operation



Block Diagram



HPS50-US**HPS100-US****HPS150-US****AC(on-grid)**

Apparent power	50kVA	100kVA	150kVA
Rated power	50kW	100kW	150kW
Rated voltage	220V Wye	220V Wye	220V Wye
Rated current	131.3A	262.7A	394.1A
Voltage range	190-240V	190-240V	190-240V
Rated frequency	50/60Hz	50/60Hz	50/60Hz
Frequency range	45~55/55~65Hz	45~55/55~65Hz	45~55/55~65Hz
THDI	<3%	<3%	<3%
PF	0.8 lagging~0.8 leading	0.8 lagging~0.8 leading	0.8 lagging~0.8 leading
AC input connection	3/N/PE Wye / 3/N/PE Delta(Opt)	3/N/PE Wye / 3/N/PE Delta(Opt)	3/N/PE Wye / 3/N/PE Delta(Opt)
AC input	50kVA	100kVA	150kVA

AC(off-grid)

Apparent power	50kVA	100kVA	150kVA
Rated power	50kW	100kW	150kW
Rated voltage	220V Wye	220V Wye	220V Wye
Rated current	131.3A	262.7A	394.1A
THDU	≤2% linear	≤2% linear	≤2% linear
Rated frequency	50/60Hz	50/60Hz	50/60Hz
Overload capability	110%-10 mins 120%-1 min	110%-10 mins 120%-1 min	110%-10 mins 120%-1 min

DC (Battery and PV)

Max. PV open-circuit voltage	1000V DC	1000V DC	1000V DC
Max. PV power	55kWp	110kWp	165kWp
PV MPPT voltage range	480V-800V DC	480V-800V DC	480V-800V DC
PV max. input current	104.2A	208.3A	312.5A
PV Isc	130.2A	260.4A	390.6A
Battery voltage range	400V-600V	400V-600V	400V-600V
Full load battery voltage range	400V-600V	400V-600V	470V-600V
Max. charge power	50kW	100kW	150kW
Max. discharge power	50kW	100kW	150kW
Max. charge current	125A	250A	319A
Max. discharge current	125A	250A	319A

General Information

Protection degree	Type 1	Type 1	Type 1
Noise emission	<65dB(A)@1m	<65dB(A)@1m	<65dB(A)@1m
Operating temperature	-25 °C~+55 °C	-25 °C~+55 °C	-25 °C~+55 °C
Cooling method	Forced-air	Forced-air	Forced-air
Relative humidity	0-95% non-condensing	0-95% non-condensing	0-95% non-condensing
Max. altitude	6000m (derate over 3000m)	6000m (derate over 3000m)	6000m (derate over 3000m)
Dimension (W/H/D)	950/1860/750mm	1200/1900/800mm	1200/1900/800mm
Weight	590kg	923kg	1200kg
Build-in transformer	Yes	Yes	Yes
Lightning protection	Type II	Type II	Type II
Transfer between on/off grid	Automatic≤10ms	Automatic≤10ms	Automatic≤10ms
Standby consumption	<30W	<30W	<30W

Communication

Display	Touch screen	Touch screen	Touch screen
Communication	RS485/CAN	RS485/CAN	RS485/CAN

Certificate

UL1741 , CSA-C22.2

* The MPPT voltage of PV strings should be 50~200V higher than the Max battery voltage.

* Support voltage types: 190-240V Wye & 190-240V High-leg Delta with split phase(Opt)

There will be derating at different voltage levels and standards, as shown below:

HPS50/100/150-US-220Y	Rated power of AC IN&OUT	HPS50/100/150-US-220D	Rated power of AC IN&OUT
190V Wye	86.50%	190V High-leg Delta	79.30%
208V Wye	94.50%	208V High-leg Delta	86.80%
220V Wye	100%	220V High-leg Delta	91.80%
240V Wye	100%	240V High-leg Delta	100.00%