





# RTF300/600

Modular rectifier cabinet, 300KW and 600KW optional, can be combined with ATESS PCS to form a DC coupling solution, suitable for large industrial scenarios.

## Features

-  AC-DC converter only
-  Flexible configuration
-  Touchscreen LCD
-  Paralleling multiple units



	RTF300	RTF600
<b>AC(on-grid)</b>		
Rated power	280kW	600kW
Rated voltage	400V	400V
Rated current	404A	866A
Voltage range	360V-450V	360V-450V
Rated frequency	50±10%	50±10%
PF	≥0.98	≥0.98
THDI	≤5%	≤5%
Efficiency	≥95%	≥95%

<b>DC(output)</b>		
Voltage range	200Vdc-950Vdc (full above 500V derate below 500V)	200Vdc-950Vdc (full above 500V derate below 500V)
Max. output current	560A	1200A
Output current ripple	≤1%	≤1%
Voltage accuracy	≤0.5%	≤0.5%
Current accuracy	≤1%	≤1%

<b>General Information</b>		
Nosie emission	≤68Db(A)@1m	≤68Db(A)@1m
Operating temperature	-40 °C~+45 °C, full load; 45 °C~55 °C, half load	-40 °C~+45 °C, full load; 45 °C~55 °C, half load
Storage temperature	-40 °C~85 °C	-40 °C~85 °C
Relative humidity	0~95% non-condensing	0~95% non-condensing
Max. altitude	< 2000m	< 2000m
Cooling method	Forced-air	Forced-air
Dimension (W/H/D)	1204/1958/853mm	1204/1958/853mm
Weight	245kg	350kg

<b>Communication</b>		
Display	Touch screen	Touch screen
Communication	RS485/CAN	RS485/CAN

<b>Certificate</b>		
CE		